








ELASTIC RUBBER WHEELS

Elastic rubber wheels are quiet, shock absorbing and provide a cushioned ride for fragile loads. They manoeuvre well over small obstacles, and have a strong resistance to wear and tear. These wheels are not recommended for applications where solvents are present.

- Ideal for fragile loads
- Quiet and shock absorbing
- Corrosion resistant models with threadguards available



ER4368

 Wheel Diameter (mm)	 Tyre Width (mm)	 Boss Width (mm)	 Axle Diameter	 Bearing Type	 Load Capacity (kg)	 Wheel Code
75	32	41	8mm or 3/8"	Ball	80	ER3368
100	32	41	8mm or 3/8"	Ball	100	ER4368
125	32	42	8mm or 3/8"	Ball	100	ER5368
230	50	57	20 or 25mm	Ball	250	ER1009

REBOUND POLY TYRED WHEELS



These wheels have a softer than normal tyre, which provides a smoother, quieter ride than most polyurethane or nylon wheels.

The attractive sky blue tyre will remain cleaner than other types and when combined with stainless steel bearings, these wheels are suitable for clean rooms and other applications where aesthetics and performance are crucial.

- Soft and quiet riding
- Tyres remain cleaner than other wheels



RP8072

 Wheel Diameter (mm)	 Tyre Width (mm)	 Boss Width (mm)	 Axle Diameter	 Bearing Type	 Load Capacity (kg)	 Wheel Code
100	35	47	15mm or 3/8"	SS Roller	200	RP4072
100	50	63	3/4" or 1/2"	SS Roller	250	RP4073
100	35	50	15mm or 3/8", 1/2"	SS Ball	200	RP4075
125	35	47	15mm or 3/8"	SS Roller	200	RP5072
125	50	63	3/4" or 1/2"	SS Roller	250	RP5073
125	35	50	15mm or 3/8", 1/2"	SS Ball	200	RP5075
150	50	63	20mm or 1/2"	SS Roller	300	RP6072
200	50	63	20mm or 1/2"	SS Roller	300	RP8072