


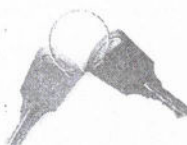


Remote Control User Instruction

1. Packing list

No.	1	2	3	4
Name	Remote Control	Screws	Manual	Key
Picture				
Quantity	1	4	1	2

2. Technical parameters

1. Power supply: 3VDC CR2032 (230mAh) lithium battery
2. Battery life: about 2 years, based on 10 times per day
3. Launch distance: Wide distance 50 meters
4. Operating frequency: 433.92 MHz +/-75 KHz
5. Dimensions: 90 × 58 × 40mm
6. Working temperature: -20 ° C ~ +55 ° C
7. Protection level: IP67
8. Weight: 150g

3. Installation

3.1 Size of Remote control

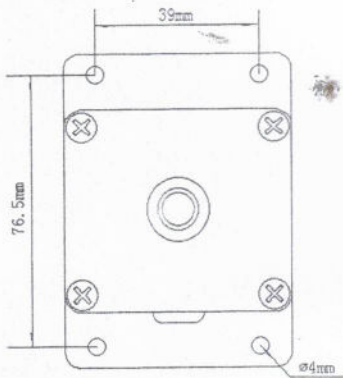


Figure 1

3.2 Decide the installation position, use hand electric drill to drill 4 holes on the desired installation position according to the base holes, and fix the base with screws.

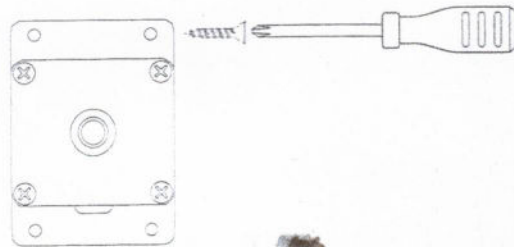


Figure 2

3.3 Instructions for use

Insert the key and rotate it to ON position (as shown in figure 4), press the button on the remote control to send the remote signals.

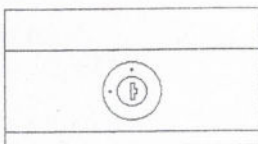


Figure 3

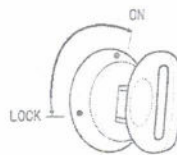


Figure 4