

UP TO 100KG / CASTOR

STAINLESS STEEL ELITE BOLT SERIES

Richmond's Stainless Steel Elite castors are manufactured from Grade 304 stainless steel to provide uncompromised durability when hygiene and health are important, they are highly suited to medical or laboratory equipment.

Featuring a stainless steel double ball race swivel head contributing to maintenance free life, fitted with an attractive stainless steel thread guard on the 100 and 125mm or plastic thread guards on the 75mm castors these castors can be fitted to food carts that are constantly moved through cool rooms and steamy kitchens. They can also be hose cleaned.












A full range of round and square pintle options are available through your local Richmond supplier.



S3390B




SUITABLE FOR WET ENVIRONMENTS
FULL STAINLESS CONSTRUCTION

SPECIFICATIONS & FITTINGS


 Diameter (mm)	 Width (mm)	 Wheel Type	 Wheel Code	 Bearing Type	 Load Capacity	 Height (mm)	 Swivel Radius	 With Brake	 Bolt Size (mm)	 Swivel Code
75	30	Poly Nylon	PU3345	SS Ball	80/45	105	70	105	12	S3384 #
75	30	Nylon	NY3321	Plain	80/45	105	70	105	12	S3390 #
100	27	Poly Nylon	PU4439	SS Ball	100/80	133	90	106	12	S4478
100	30	Nylon	NY4417	Plain	100/80	133	90	106	12	S4490
125	27	Poly Nylon	PU5539	SS Ball	100/80	159	102	106	12	S5578
125	30	Nylon	NY5517	Plain	100/80	159	102	106	12	S5590
125	32	Poly Nylon	PU5555	Ball	100/80	159	-	106	12	S5571B

To order castor with Swivel Lock & Brake (B) or Directional Lock (D) add B or D to the end of the Swivel Code e.g. S5578B indicates a brake castor. Castors marked # are not available with directional locks.

NYLON EXPANDING PINTLES

Pintle	Pintle Code	Pintle Type
	IPN12-P1	For 19mm ID Round Tube
	IPN12-P2	For 22mm ID Round Tube
	IPN12-P3	For 28.5mm ID Round Tube
	INP12-P4	For 19mm ID Square Tube
	IPN12-P5	For 22mm ID Square Tube
	IPN12-P6	For 28.5mm ID Square Tube
	Single Bolt Fitting Various bolt lengths available	

*Also see page 92 for Solid and Threaded pintle options



S4478B

S5578

CASTOR FITTING REQUIREMENTS

To fit this castor to a 20mm thick base requires a 50mm x 12mm stainless steel set screw. Can be fitted with a 10mm set screw using a 100RED1208SS Reducer.